

CENTER TAP and DOUBLER ASSEMBLIES (Continued)

TYPE NUMBER	PEAK INVERSE VOLTAGE	MAXIMUM AVERAGE DC OUTPUT CURRENT $\text{\textcircled{a}}$		PEAK 1 CYCLE SURGE CURRENT $t_p = 8.3$ msec.	MAXIMUM FORWARD VOLTAGE (PULSED) PER LEG		MAXIMUM REVERSE CURRENT @ PIV/LEG		MAX. THERMAL RESIS. $R_{\theta JC}$	MAX. REVERSE RECOVERY TIME $\text{\textcircled{a}}$	PKG. STYLE
		Amps			V		μ Amps				
		55°C	100°C		Amps	A	25°C	100°C			
S429CAV	150	12	7.2	100	1.0	6.0	10	100	7.0	30	429
S429GC	600	8.0	4.8	100	1.75	9.0	5.0	100	7.0	70	
S429GE	600	9.0	5.4	100	1.6	9.0	5.0	100	7.0	150	
S429IEV	1000	8.0	5.4	100	1.6	9.0	5.0	100	7.0	175	430
S429IHV	1000	10	6.0	100	1.4	9.0	5.0	100	7.0	5000	
S430CAV	150	12	7.2	100	1.0	6.0	10	100	7.0	30	
S430GC	600	8.0	4.8	100	1.75	9.0	5.0	100	7.0	70	431
S430GE	600	9.0	5.4	100	1.6	9.0	5.0	100	7.0	150	
S430IEV	1000	9.0	5.4	100	1.6	9.0	5.0	100	7.0	175	
S430IHV	1000	10	6.0	100	1.4	9.0	5.0	100	7.0	5000	432
S431CAV	150	6.0	3.6	100	1.0	6.0	10	100	7.0	30	
S431GC	600	4.0	2.4	100	1.75	9.0	5.0	100	7.0	70	
S431GE	600	4.5	2.7	100	1.6	9.0	5.0	100	7.0	150	432
S431IEV	1000	4.5	2.7	100	1.6	9.0	5.0	100	7.0	175	
S431IHV	1000	5.0	3.0	100	1.4	9.0	5.0	100	7.0	5000	
S432CAV	150	6.0	3.6	100	1.0	6.0	10	100	7.0	30	432
S432GC	600	4.0	2.4	100	1.75	9.0	5.0	100	7.0	70	
S432GE	600	4.5	2.7	100	1.6	9.0	5.0	100	7.0	150	
S432IEV	1000	4.5	2.7	100	1.6	9.0	5.0	100	7.0	175	432
S432IHV	1000	5.0	3.0	100	1.4	9.0	5.0	100	7.0	5000	

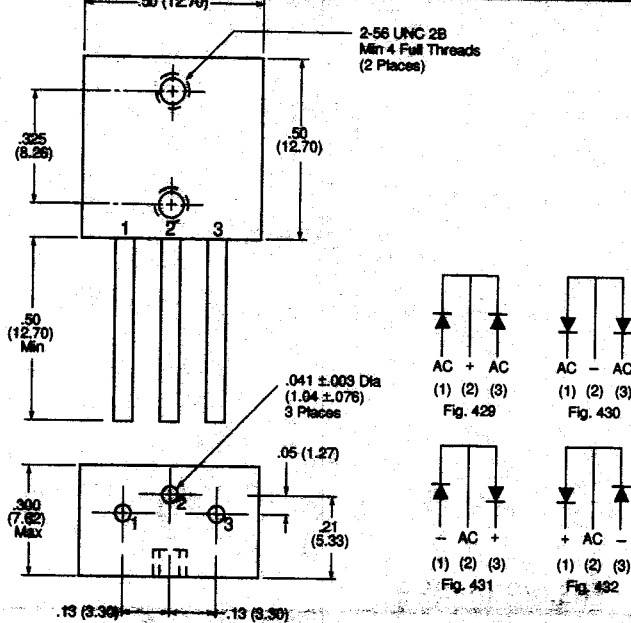


FIG. 429 - 432

▼150 Volt devices are available in; 50 & 100 Volt versions.
 ▼1000 Volt devices are available in 200, 400, 600 & 800 Volt versions.

- Notes:
- All ratings are at $T_C = 25^\circ\text{C}$ unless otherwise specified.
 - Maximum operating and storage temperature range -55°C to $+150^\circ\text{C}$.
 - ⓐ Reverse recovery time conditions: $I_F = 0.5\text{A}$, $I_R = 1.0\text{A}$, t_{rr} measured when rectifier recovers to 0.25 Amps.
 - t_{rr} measured on discrete rectifiers prior to assembly.
 - Add suffix L to the part number for leaded version; contact the factory for details.

TYPE NUMBER	PEAK INVERSE VOLTAGE	MAXIMUM AVERAGE DC OUTPUT CURRENT ^②		PEAK 1 CYCLE SURGE CURRENT $t_p = 8.3$ msec.	MAXIMUM FORWARD VOLTAGE (PULSED) PER LEG		MAXIMUM REVERSE CURRENT @ PIV/LEG		MOD. THERMAL RESIS. $R_{\theta JC}$	MAX. REVERSE RECOVER Y TIME ^①	PKG. STYLE
		Amps			μ Amps		μ Amps				
		Volts	55°C		100°C	Amps	V	A			
STPA15HEV	150	20	14	100	1.0	6.0	10	100	4.0	30	436
STPA6S7	600	12.6	9.0	100	1.75	9.0	5.0	100	4.0	70	
STPA6FR	600	14	10	100	1.6	9.0	5.0	100	4.0	150	
STPA10FRV	1000	12.6	9.0	100	1.75	9.0	5.0	100	4.0	175	
STPA10V	1000	17	12	100	1.4	9.0	5.0	100	4.0	5000	
STNA15HEV	150	20	14	100	1.0	6.0	10	100	4.0	30	437
STNA6S7	600	12.6	9.0	100	1.75	9.0	5.0	100	4.0	70	
STNA6FR	600	14	10	100	1.6	9.0	5.0	100	4.0	150	
STNA10FRV	1000	12.6	9.0	100	1.75	9.0	5.0	100	4.0	175	
STNA10V	1000	17	12	100	1.4	9.0	5.0	100	4.0	5000	
STDA15HEV	150	10	7.0	100	1.0	6.0	10	100	4.0	90	438
STDA6S7	600	6.3	4.5	100	1.75	9.0	5.0	100	4.0	70	
STDA6FR	600	7.0	5.0	100	1.6	9.0	5.0	100	4.0	150	
STDA10FRV	1000	6.3	4.5	100	1.75	9.0	5.0	100	4.0	175	
STDA10V	1000	8.5	6.0	100	1.4	9.0	5.0	100	4.0	5000	

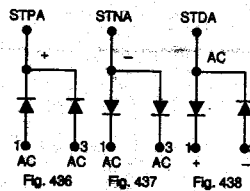
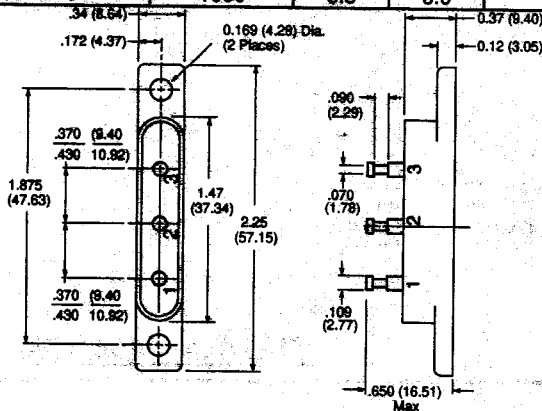


FIG. 436 - 438

- ▼ 150 Volt devices are available in; 50 & 100 Volt versions.
- ▼ 1000 Volt devices are available in 200, 400, 600 & 800 Volt versions.

Notes:

- All ratings are at $T_C = 25^\circ\text{C}$ unless otherwise specified.
- Maximum operating and storage temperature range -55°C to $+150^\circ\text{C}$.
- ① Reverse recovery time conditions: $I_F = 0.5\text{A}$, $I_R = 1.0\text{A}$, t_{rr} measured when rectifier recovers to 0.25 Amps.
- t_{rr} measured on discrete rectifiers prior to assembly.
- Add suffix L to the part number for leaded version; contact the factory for details.

CENTER TAP and DOUBLER ASSEMBLIES (Continued)

TYPE NUMBER	PEAK INVERSE VOLTAGE	MAXIMUM AVERAGE DC OUTPUT CURRENT ②		PEAK 1 CYCLE SURGE CURRENT $I_p = 8.3$ msec.	MAXIMUM FORWARD VOLTAGE (PULSED) PER LEG		MAXIMUM REVERSE CURRENT @ PIV/LEG		MAX. THERMAL RESIS. $R_{\theta JC}$	MAX. REVERSE RECOVERY TIME ①	PKG. STYLE
		Amps			V	A	μ AMPS				
		55°C	100°C				25°C	100°C			
S441DA	200	40	24	300	1.0	8.0	10	100	2.0	30	441
S441E ∇	1000	40	24	300	1.1	8.0	10	200	2.0	175	
S442DA	200	40	24	300	1.0	8.0	10	100	2.0	30	442
S442E ∇	1000	40	24	300	1.1	8.0	10	200	2.0	175	
S443DA	200	20	12	300	1.0	8.0	10	100	2.0	30	443
S443E ∇	1000	20	12	300	1.1	8.0	10	200	2.0	175	
S444GA	600	24	15	160	2.4	8.0	10	200	2.0	30	444
S445GA	600	24	15	160	2.4	8.0	10	200	2.0	30	
S446GA	600	12	7.5	160	2.4	8.0	10	200	2.0	30	476

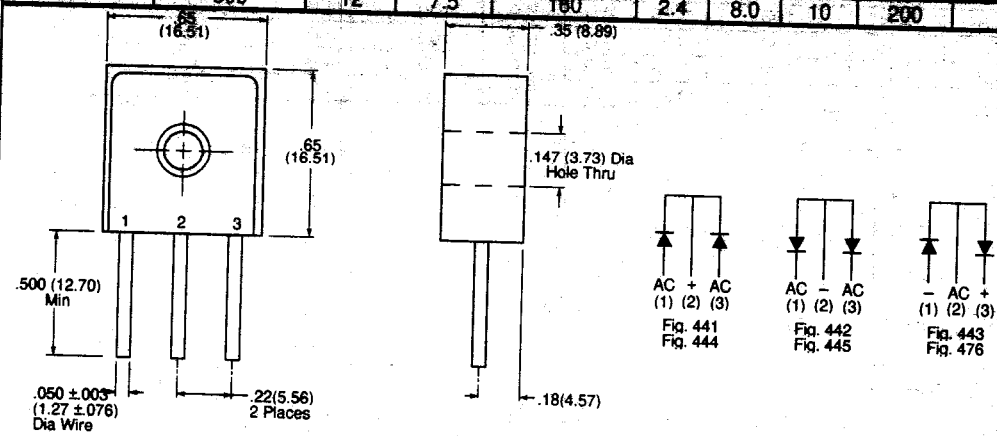



FIG. 441 ~ 445, 476

▼150 Volt devices are available in: 50 & 100 Volt versions.
 ▼1000 Volt devices are available in 200, 400, 600 & 800 Volt versions.

Notes:

- All ratings are at $T_C = 25^\circ\text{C}$ unless otherwise specified.
- Maximum operating and storage temperature range -55°C to $+150^\circ\text{C}$.
- ① Reverse recovery time conditions: $I_f = 0.5\text{A}$, $I_r = 1.0\text{A}$, t_{rr} measured when rectifier recovers to 0.25 Amps.
- t_{rr} measured on discrete rectifiers prior to assembly.
- Add suffix L to the part number for leaded version; contact the factory for details.

CENTER TAP and DOUBLER ASSEMBLIES (Continued)

TYPE NUMBER	PEAK INVERSE VOLTAGE	MAXIMUM AVERAGE DC OUTPUT CURRENT ②		PEAK 1 CYCLE SURGE CURRENT $t_p = 8.3$ msec.	MAXIMUM FORWARD VOLTAGE (PULSED) PER LEG		MAXIMUM REVERSE CURRENT @ PIV/LEG		MAX. THERMAL RESIS. $R_{\theta JC}$	MAX. REVERSE RECOVERY TIME ①	PKG. STYLE
		Amps			V		μAmps				
		55°C	100°C		Amps	A	25°C	100°C			
S447DA	200	40	24	300	1.0	8.0	10	100	2.0	30	
S447IE▼	1000	40	24	300	1.1	8.0	10	200	2.0	175	
S448DA	200	40	24	300	1.0	8.0	10	100	2.0	30	
S448IE▼	1000	40	24	300	1.1	8.0	10	200	2.0	175	
S449DA	200	20	12	300	1.0	8.0	10	100	2.0	30	
S449IE▼	1000	20	12	300	1.1	8.0	10	200	2.0	175	
S450GA	600	24	15	160	2.4	8.0	10	200	2.0	30	
S451GA	600	24	15	160	2.4	8.0	10	200	2.0	30	
S452GA	600	12	7.5	160	2.4	8.0	10	200	2.0	30	

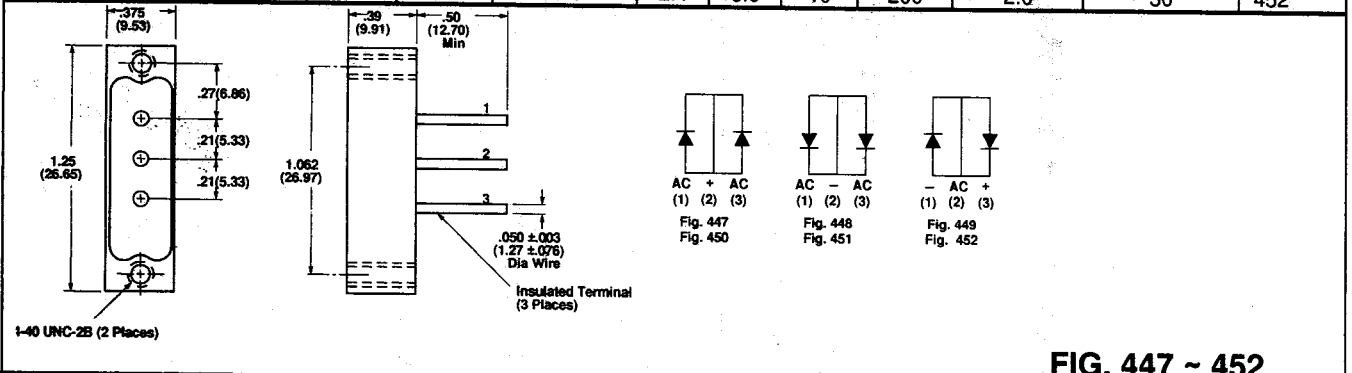


FIG. 447 ~ 452

▼150 Volt devices are available in; 50 & 100 Volt versions.
 ▼1000 Volt devices are available in 200, 400, 600 & 800 Volt versions.

Notes:

- All ratings are at $T_C = 25^\circ C$ unless otherwise specified.
- Maximum operating and storage temperature range $-55^\circ C$ to $+150^\circ C$.
- ① Reverse recovery time conditions: $I_f = 0.5A$, $I_r = 1.0A$, t_{rr} measured when rectifier recovers to 0.25 Amps.
- t_{rr} measured on discrete rectifiers prior to assembly.
- ② Rating is per leg, for all doubler configurations.

Most devices are available in other Voltage and/or current ratings. Please contact the factory or a Sensitron Sales Representative for details.